



345 Carlingview Drive
Toronto, Ontario M9W 6N9
Tel.: 416.734.3300
Fax: 416.231.1626
Toll Free: 1.877.682.8772

www.tssa.org

December 14, 2021

MISTER CRN CONSULTING INC.
PO BOX 488
MONTAGUE PE C0A 1R0

Workorder Type: Registration - Fitting(Conventional)
Workorder No: 8032367
Your Reference No.: 2944
Registered to: AALBERTS INTEGRATED PIPING SYSTEM APAC INC.

Dear MILLER WEST,

Technical Standards and Safety Authority (TSSA) is pleased to inform you that your submission has been reviewed and registered as follows:

CRN : 0A1021.95ADD5
Main Design No.: Table 1: Scope of Fitting Designs
Expiry Date: Dec 18, 2030

Please be advised that a valid quality control system must be maintained for the fitting registration to remain valid until the expiry date.

See stamped scope document. Design registration completed under interprovincial agreement with jurisdictional check only.


The stamped copy of the approved registration and the invoice are mailed separately (There will be no hard copies for electronic submissions). Should you have any questions or require further assistance, please contact a Customer Service Advisor at 1.877.682.TSSA (8772) or e-mail customerservices@tssa.org. We will be happy to assist you. When contacting TSSA regarding this file, please refer to the Service Request number provided above.

Yours truly,

Joel Wilson P. Eng.
Engineer, BPV
Tel. : +1 416-734-3431
Email : jwilson@tssa.org



Technical Standards and Safety Authority
 345 Carlingview Drive
 Toronto, Ontario M9W 6N9
 www.tssa.org



STATUTORY DECLARATION Registration of Fittings

I, CHIU, YING - CHUAN, Plant Manager
(Name and Position, e.g. President, Plant Manager, Chief Engineer)

of Aalberts integrated piping systems APAC Inc.
(Name of Manufacturer)

Located at No. 295, Sec. 3, Wandan Road, Wandan Township, Pingtung, Taiwan 886-8-752-5877 886-8-753-0227
(Plant Address) (Telephone No.) (Fax No.)

do solemnly declare that the fittings listed hereunder, which are subject to the **Technical Standards and Safety Act**, Boilers and Pressure Vessels Regulation, comply with all of the requirements of ASME B31.3
(Title of recognized North American Standard)
 which specifies the dimensions, materials of construction, pressure/temperature ratings, identification marking the fittings and service;

or are not covered by the provisions of a recognized North American standard and are therefore manufactured to comply with _____ as supported by the attached data which identifies the dimensions, material of construction, pressure/temperature ratings and the basis for such ratings, the marking of the fitting for identification and service.

I further declare that the manufacture of these fittings is controlled by a quality system meeting the requirements of ISO 9001:2015 which has been verified by the following authority, LRQA certificate No. ISO 9001 - 0068440.

The items covered by this declaration, for which I seek registration, are category A type fittings. In support of this application, the following information and/or test data are attached as follows:
 Items to be registered: #M07 5" & 8", see document "CRN Registration" dated March 17, 2021, drawings & proof test record.
(drawings, calculations, test reports, etc.)

Declared before me at Kaohsiung in the Republic of China
 the 31st day of March AD 2021.

Commissioner for Oaths:

HUANG, CHI-RONG
(Printed name)

[Signature]
(Signature)

CHIU, YING-CHUAN
(Signature of Declarer)

FOR OFFICE USE ONLY

To the best of my knowledge and belief, the application meets the requirements of the **Technical Standards and Safety Act**, Boilers and Pressure Vessels Regulation, and CSA Standard B51 and is accepted for registration in Category _____.

CRN: _____
 Registered by: _____
 Dated: _____

Design registration
 completed under
 interprovincial agreement
 with jurisdictional check
 only.

NOTE: This registration expires on: **Dec. 18, 2030**

Technical Standards and Safety Authority
 Boilers and Pressure Vessels Safety Program

REGISTERED

C.R.N.: **0A1021.95ADD5**
 Signed: [Signature]
 Date: **December 14, 2021.**

Case No. : **110** Hsiung Yuan Ming Jen Chi Tzu No.

Date : **MAR 31 2021**

0 3 2 6

Attested at the Huang Chi-rong Notary Public Office, Taiwan

Kaohsiung District Court, R.O.C., that signature(s)/seal(s) of

Chia, Ying-Chuan in this document is/are authentic.

Notary Public: Huang, Chi-rong

> Huang, Chi-rong

ADD: No.193, Dafeng 2nd Rd., Kaohsiung City 80774, Taiwan (R.O.C.)

CRN Registration

March 17, 2021

Shurjoint Grooved Components are to be registered (Category A: Couplings & Fittings).

Model Number	Size Range (inch)	Rated Pressure (psi)	Service Temperature	Drawing
M07 Heavy Duty Rigid Quick Install Coupling	5	295	EPDM: -20°F ~ +180°F (-29°C ~ +82°C)	AS-M07 H1M7 1M7b 1M7c G1M7 7705TB
	8	235		



345 Carlingview Drive
Toronto, Ontario M9W 6N9
Tel.: 416.734.3300
Fax: 416.231.1626
Toll Free: 1.877.682.8772

www.tssa.org

May 29, 2021

MISTER CRN CONSULTING INC.
PO BOX 488
MONTAGUE PE C0A 1R0

Workorder Type: Registration - Fitting(Conventional)
Workorder No: SR3019848
Your Reference No.: LOG 2768
Registered to: AALBERTS INTEGRATED PIPING SYSTEM APAC INC.

Dear MILLER WEST,

Technical Standards and Safety Authority (TSSA) is pleased to inform you that your submission has been reviewed and registered as follows:

CRN : 0A1021.95R4
Main Design No.: CRN 0A1021.95 RENEWAL AND COMPANY NAME CHANGE
Expiry Date: Dec 18, 2030

Please be advised that a valid quality control system must be maintained for the fitting registration to remain valid until the expiry date.

Renewal of CRN, please refer to scope. Company name changed to Aalberts integrated piping systems APAC Inc.

The stamped copy of the approved registration and the invoice are mailed separately (There will be no hard copies for electronic submissions). Should you have any questions or require further assistance, please contact a Customer Service Advisor at 1.877.682.TSSA (8772) or e-mail customerservices@tssa.org. We will be happy to assist you. When contacting TSSA regarding this file, please refer to the Service Request number provided above.


Yours truly,

Norman Ngai

Norman Ngai P. Eng. Mechanical Engineer
Engineer, BPV
Tel. : +1 416-734-3557
Email : NNgai@tssa.org



Technical Standards and Safety Authority
 345 Carlingview Drive
 Toronto, Ontario M9W 6N9
 www.tssa.org



STATUTORY DECLARATION Registration of Fittings

I, CHIU, YING - CHUAN, Plant Manager
(Name and Position, e.g. President, Plant Manager, Chief Engineer)

of Aalberts integrated piping systems APAC Inc.
(Name of Manufacturer)

Located at No. 295, Sec. 3, Wandan Road, Wandan Township, Pingtung, Taiwan 886-8-752-5877 886-8-753-0227
(Plant Address) (Telephone No.) (Fax No.)

do solemnly declare that the fittings listed hereunder, which are subject to the **Technical Standards and Safety Act**, Boilers and Pressure Vessels Regulation, comply with all of the requirements of ASME B31.3
(Title of recognized North American Standard)

which specifies the dimensions, materials of construction, pressure/temperature ratings, identification marking the fittings and service;

or are not covered by the provisions of a recognized North American standard and are therefore manufactured to comply with _____ as supported by the attached data which identifies the dimensions, material of construction, pressure/temperature ratings and the basis for such ratings, the marking of the fitting for identification and service.

I further declare that the manufacture of these fittings is controlled by a quality system meeting the requirements of ISO 9001:2015 which has been verified by the following authority, LRQA certificate No. ISO 9001 - 0068440.

The items covered by this declaration, for which I seek registration, are category A type fittings. In support of this application, the following information and/or test data are attached as follows:

Renew 0A1021.95 with additions, see document "CRN Registration" dated Oct. 30, 2020, drawings & proof test records.
(drawings, calculations, test reports, etc.)

Declared before me at Kaohsiung in the Republic of China

the 20th day of November AD 2020.

Commissioner for Oaths:

HUANG, CHI-RONG
(Printed name)

Huang, Chi-Rong
(Signature)

CHIU, YING CHUAN
(Signature of Declarer)

FOR OFFICE USE ONLY

To the best of my knowledge and belief, the application meets the requirements of the **Technical Standards and Safety Act**, Boilers and Pressure Vessels Regulation, and **CSA Standard B51** and is accepted for registration in Category A.

CRN: 0A1021.95R4

Registered by: NORMAN NGAI

Dated: May 29, 2021.

NOTE: This registration expires on: Dec. 18, 2030.

Technical Standards and Safety Authority
 Boilers and Pressure Vessels Safety Program

REGISTERED

C.R.N.: 0A1021.95R4

Signed: Norman Ngai

Date: May 29, 2021.

Registration note: Renewal of CRN, please refer to scope. Company name changed to Aalberts integrated piping systems APAC Inc.

**Information provided in this application is releasable under the Freedom of Information and Privacy Protection Act and may be disclosed upon request.*



SHUPOINT
Notary Public
Kaohsiung District Court, R.O.C.



STATUTORY DECLARATION

Declaration of Huang

CHIU YING-CHUAN, Notary Public

Address: No. 193, Dafeng 2nd Rd., Kaohsiung City 80774, Taiwan, R.O.C.

Address: No. 193, Dafeng 2nd Rd., Kaohsiung City 80774, Taiwan, R.O.C.

Address: No. 193, Dafeng 2nd Rd., Kaohsiung City 80774, Taiwan, R.O.C.

Case No. : 109

Hsiung Yuan Ming Jen Chi Tzu No.

Date :

NOV 20 2020

Attested at the

I, the undersigned, hereby declare that the contents of this document are true and correct to the best of my knowledge and belief, and I have not been coerced, intimidated, or otherwise influenced in any way to make this declaration. I understand the legal consequences of this declaration and I am making it voluntarily and without any reservation.

Signature of Declarant

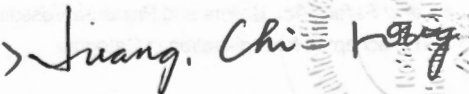
Name of Declarant: CHIU YING-CHUAN

Address of Declarant

Signature of Notary

Name of Notary

Address of Notary

Case No. : **109** Hsiung Yuan Ming Jen Chi Tzu No.
 Date : **NOV 20 2020** **1181**
 Attested at the Huang Chi-fong Notary Public Office, Taiwan
 Kaohsiung District Court, R.O.C., that signature(s)/seal(s) of
Chiu, Ying-Chuan in this document is/are authentic.
 Notary Public: Huang, Chi-fong

 ADD: No. 193, Dafeng 2nd Rd., Kaohsiung City 80774, Taiwan, (R.O.C.)

CRN Registration

Oct. 30, 2020

Shurjoint Grooved Components are to be registered (Category A: Couplings & Fittings).

Model Number	Size Range (inch)	Rated Pressure (psi)	Service Temperature	Drawings
7705 Standard Flexible Coupling	1, 1¼, 1½, 2, 2½, 3, 4, 5, 6	300	EPDM: -20°F ~ +180°F (-29°C ~ +82°C)	H105 G15a 7705TB
	8, 10, 12	250		
7706 Reducing Coupling	2 x 1½ ~ 8 x 6	300	EPDM: -20°F ~ +180°F (-29°C ~ +82°C)	H106 G15a 7705TB
7707 Heavy Duty Flexible Coupling	¾ ~ 6	500	EPDM: -20°F ~ +180°F (-29°C ~ +82°C)	H107 G15a 7705TB
	6 ~ 12	300		
7771 Standard Rigid Coupling	1½ ~ 8	300	EPDM: -20°F ~ +180°F (-29°C ~ +82°C)	H108a
	10, 12	175		
M07 Heavy Duty Rigid Quick Install Coupling	2, 2-1/2, 3, 4	330	EPDM: -20°F ~ +180°F (-29°C ~ +82°C)	AS-M07 H1M7 1M7b 1M7c G1M7 7705TB
	6	289		
C-7 Outlet Coupling	1½ x ½ (F), 1½ x ¾ (F), 1½ x 1 (F), 2 x ½ (F), 2 x ¾ (F), 2 x 1 (F), 2 x 1 (G), 2 x 1 (M), 2½ x ½ (F), 2½ x ¾ (F), 2½ x 1 (F), 2½ x 1¼ (M), 2½ x 1¼ (G), 2½ x 1½ (M), 2½ x 1½ (G), 3 x ¾ (F), 3 x 1 (F), 3 x 1 (M), 3 x 1 (G), 3 x 1½ (G), 3 x 1½ (M), 4 x ¾ (F), 4 x 1 (F), 4 x 1½ (F), 4 x 1½ (M), 4 x 1½ (G), 4 x 2 (G), 4 x 2 (M), 6 x 1 (F), 6 x 1½ (F), 6 x 1½ (M), 6 x 1½ (G), 6 x 2 (M), 6 x 2 (G) * F= Female Threaded * M= Male Threaded * G= Grooved	200	EPDM: -20°F ~ +180°F (-29°C ~ +82°C)	AS-C7 37U 137L G37 7705TB
SS-1200 Stainless Steel Flexible Coupling	1¼, 1½, 2, 3	300	EPDM: -20°F ~ +180°F (-29°C ~ +82°C)	AS-SS1200 H1ST G1AR STB
	4	200		
Z05 Angle Pad Rigid Coupling	1¼, 1½, 2, 2½, 3, 4, 5	300	EPDM: -20°F ~ +180°F (-29°C ~ +82°C)	H1Z5 G15a 7705TB
	6, 8	250		
Z07 Angle Pad Heavy Duty Rigid Coupling	1¼, 1½, 2, 2½, 3, 4	400	EPDM: -20°F ~ +180°F (-29°C ~ +82°C)	H1Z7 G15a 7705TB
	5	350		
	6, 8	300		
	10, 12	250		

Model Number	Size Range (inch)	Rated Pressure (psi)	Service Temperature	Drawings
G28 Hinged Lever Coupling	1½, 2, 2½, 3, 4, 5, 6, 8, 10	200	EPDM: -20°F ~ +180°F (-29°C ~ +82°C)	AS-G28 178a 178b G15a G15b
79 Wildcat Coupling	2, 2½, 3	200	EPDM: -20°F ~ +180°F (-29°C ~ +82°C)	AS-79 H179a H179b 179c G515 G115b 7705TB
	4	150		
	5, 8, 14	75		
	6	100		
	12	40		
	16	50		
XH-70 Coupling	2 ~ 12	500	EPDM: -20°F ~ +180°F (-29°C ~ +82°C)	1X7
723 Saddle-Let	1¼ x ½, 1¼ x ¾, 1¼ x 1, 1½ x ½, 1½ x ¾, 1½ x 1, 2 x ½, 2 x ¾, 2 x 1, 2½ x ½, 2½ x ¾, 2½ x 1	200	EPDM: -20°F ~ +180°F (-29°C ~ +82°C)	AS-723 H133 G133 723UB
7721, 7722 Mechanical Tee	2 ~ 8	300	EPDM: -20°F ~ +180°F (-29°C ~ +82°C)	101U 102U 101L G11
M21 Mechanical Tee, Threaded Outlet	2 x ½, 2 x ¾, 2 x 1, 2 x 1¼, 2 x 1½, 2½ x ½, 2½ x ¾, 2½ x 1, 2½ x 1¼, 2½ x 1½, 3 x ½, 3 x ¾, 3 x 1, 3 x 1¼, 3 x 1½, 3 x 2, 4 x ½, 4 x ¾, 4 x 1, 4 x 1¼, 4 x 1½, 4 x 2, 4 x 2½, 5 x 2, 5 x 2½, 5 x 3, 6 x 1¼, 6 x 1½, 6 x 2, 6 x 2½	200	EPDM: -20°F ~ +180°F (-29°C ~ +82°C)	AS-M21 H1B4U H1B4L G11 G1B4 7705TB
	4 x 3, 6 x 3, 6 x 4	100		
M22 Mechanical Tee, Grooved Outlet	2 x 1, 2 x 1¼, 2 x 1½, 2½ x 1, 2½ x 1¼, 2½ x 1½, 3 x 1, 3 x 1¼, 3 x 1½, 3 x 2, 4 x 1, 4 x 1¼, 4 x 1½, 4 x 2, 4 x 2½, 5 x 2, 5 x 2½, 5 x 3, 6 x 1¼, 6 x 1½, 6 x 2, 6 x 2½	200	EPDM: -20°F ~ +180°F (-29°C ~ +82°C)	AS-M22 H1B5U H1B4L G11 G1B4 7705TB
	4 x 3, 6 x 3, 6 x 4	100		
Nipple 57, (58, 59)	2 ~ 12	300	-20°F ~ +180°F (-29°C ~ +82°C)	157 148 159
899 End-All Fitting	1½ ~ 2½	300	-20°F ~ +180°F (-29°C ~ +82°C)	199
901 90° SR Elbow	2 ~ 8	300	-20°F ~ +180°F (-29°C ~ +82°C)	ASDa BSDa JSDa
903 SR Tee	2 ~ 8	300	-20°F ~ +180°F (-29°C ~ +82°C)	ASDa BSDa JSDa

Model Number	Size Range (inch)	Rated Pressure (psi)	Service Temperature	Drawings
Elbows 7110 (7111, 7112, 7113) (Bracketed items are 45, 22½ and 11¼ degree elbows of same size & thickness)	1 ~ 12	300	-20°F ~ +180°F (-29°C ~ +82°C)	ASDa BSDa JSDa 112 113
7110DR Drain Elbow	2, 2½, 3, 4, 6, 8	175	-20°F ~ +180°F (-29°C ~ +82°C)	ASDa
7110-B 90° Elbow with Base Support	3, 4, 6	175	-20°F ~ +180°F (-29°C ~ +82°C)	1AM
7118 90° Adapter Elbow	1½, 2, 2½, 3	200	-20°F ~ +180°F (-29°C ~ +82°C)	1AC
	4	175		
7120, 7121 Tees	1 ~ 12	300	-20°F ~ +180°F (-29°C ~ +82°C)	ASDa BSDa JSDa ARDa BRDa JRDa
7130 45° Lateral	2, 6	300	-20°F ~ +180°F (-29°C ~ +82°C)	28
7135 Cross	2 ~ 8	300	-20°F ~ +180°F (-29°C ~ +82°C)	ASDb
7150 Concentric Reducer	2½ x 2 ~ 12 x 10	300	-20°F ~ +180°F (-29°C ~ +82°C)	ARDa BRDa JRDa
7150F Reducing Socket (Gr x Ft)	1½ x 1, 2 x 1, 2 x 1¼, 2 x 1½, 2½ x 1, 2½ x 1¼, 2½ x 1½, 2½ x 2, 3 x 1, 3 x 1¼, 3 x 1½, 3 x 2, 3 x 2½, 4 x 1¼, 4 x 1½, 4 x 2, 4 x 2½, 5 x 1½, 6 x 1½, 6 x 2, 6 x 2½, 6 x 4	175	-20°F ~ +180°F (-29°C ~ +82°C)	154
7150M Reducing Nipple (Gr x Mt)	1½ x 1, 2 x 1, 2 x 1¼, 2 x 1½, 2½ x 1, 2½ x 1¼, 2½ x 1½, 2½ x 2, 3 x 1, 3 x 1¼, 3 x 1½, 3 x 2, 3 x 2½, 4 x 1½, 4 x 2, 4 x 2½, 4 x 3, 5 x 1½, 6 x 1½, 6 x 2, 6 x 2½, 6 x 4	175	-20°F ~ +180°F (-29°C ~ +82°C)	152
7151 Eccentric Reducer	2½ x 2, 3 x 2, 3 x 2½, 4 x 2, 4 x 2½, 4 x 3, 5 x 4, 6 x 2, 6 x 3, 6 x 4, 6 x 5, 8 x 6, 10 x 4, 10 x 6, 12 x 6, 12 x 8, 12 x 10	300	-20°F ~ +180°F (-29°C ~ +82°C)	ARDa
7160 End Cap	1 ~ 6	300	-20°F ~ +180°F (-29°C ~ +82°C)	160a
7160H Domed End Cap	10 ~ 12	300	-20°F ~ +180°F (-29°C ~ +82°C)	160c

Model Number	Size Range (inch)	Rated Pressure (psi)	Service Temperature	Drawings
7160T Transition Fitting (Gr x Ft)	2 x 1, 2 x 1¼, 2½ x 1, 2½ x 1¼, 2½ x 1½, 3 x 1, 3 x 1¼, 3 x 1½, 3 x 2, 4 x 1, 4x 1¼, 4 x 1½, 4 x 2, 5 x 1, 5 x 2, 6 x 1, 6 x 1¼, 6 x 1½, 6 x 2, 8 x 1, 8 x 1½, 8 x 2	175	-20°F ~ +180°F (-29°C ~ +82°C)	160a
811 90° Elbow	½, ¾, 1, 1¼, 1½, 2, 2½	300	-20°F ~ +180°F (-29°C ~ +82°C)	S811001
812 Reducing 90° Elbow	¾ x ½, 1 x ½, 1 x 1¼, 1¼ x ½, 1¼ x ¾, 1¼ x 1, 1½ x ½, 1½ x ¾, 1½ x 1, 1½ x 1¼, 2 x ¾, 2 x 1, 2 x 1½, 2½ x 2	300	-20°F ~ +180°F (-29°C ~ +82°C)	S812001
813 45° Elbow	½, ¾, 1, 1¼, 1½, 2, 2½	300	-20°F ~ +180°F (-29°C ~ +82°C)	S813001
814 Tee	½, ¾, 1, 1¼, 1½, 2, 2½	300	-20°F ~ +180°F (-29°C ~ +82°C)	S814001
815 Reducing Tee	¾ x ¾ x ½, 1 x ½ x 1, 1 x ¾ x ½, 1 x ¾ x ¾, 1x ¾ x 1, 1 x 1 x ½, 1 x 1 x ¾, 1¼ x 1 x ½, 1¼ x 1 x ¾, 1¼ x 1 x 1, 1¼ x 1 x 1¼, 1¼ x 1¼ x ½, 1¼ x 1¼ x ¾, 1¼ x 1¼ x 1, 1½ x 1 x ½, 1½ x 1 x ¾, 1½ x 1 x 1, 1½ x 1 x 1½, 1½ x 1¼ x ½, 1½ x 1¼ x ¾, 1½ x 1¼ x 1, 1½ x 1½ x ½, 1½ x 1½ x ¾, 1½ x 1½ x 1, 1½ x 1½ x 1¼, 2 x 1 x 2, 2 x 1½ x 2, 2 x 1¼ x 2, 2 x 1½ x ½, 2 x 1½ x ¾, 2 x 1½ x 1, 2 x 1½ x 1½, 2 x 1½ x 2, 2 x 2 x ½, 2 x 2 x ¾, 2 x 2 x 1, 2 x 2 x 1¼, 2 x 2 x 1½, 2½ x 2 x ¾	300	-20°F ~ +180°F (-29°C ~ +82°C)	S815001 S815002 S815003
815 Bullhead Tee	¾ x ¾ x ½, 1 x 1 x 1¼, 1 x 1 x 1½, 1¼ x 1 x 1½, 1¼ x 1¼ x 1½, 1¼ x 1¼ x 2, 1½ x 1¼ x 2, 1½ x 1½ x 2, 2 x 2 x 2½	300	-20°F ~ +180°F (-29°C ~ +82°C)	S815001 S815002 S815003
816 Reducing Coupling	¾ x ½, 1 x ½, 1 x ¾, 1¼ x ¾, 1¼ x 1 1½ x 1, 1½ x 1¼, 2 x 1, 2 x 1¼, 2 x 1½, 2½ x 2	300	-20°F ~ +180°F (-29°C ~ +82°C)	S816001
817 Cross	½, ¾, 1, 1¼, 1½, 2	300	-20°F ~ +180°F (-29°C ~ +82°C)	S817001 S817002
817 Reducing Cross	1¼ x 1¼ x 1 x 1, 1½ x 1½ x 1 x 1, 2 x 2 x 1 x 1	300	-20°F ~ +180°F (-29°C ~ +82°C)	S817001 S817002
818 Straight Coupling	½, ¾, 1, 1¼, 1½, 2, 2½	300	-20°F ~ +180°F (-29°C ~ +82°C)	S818001

Model Number	Size Range (inch)	Rated Pressure (psi)	Service Temperature	Drawings
819 Plug	½, ¾, 1, 1¼, 1½, 2	300	-20°F ~ +180°F (-29°C ~ +82°C)	S819001
820 Cap	½, ¾, 1, 1¼, 1½, 2, 2½	300	-20°F ~ +180°F (-29°C ~ +82°C)	S820001
825 Extension Piece	½ x 1½ L, ½ x 2 L, ¾ x 1½ L, ¾ x 2 L	300	-20°F ~ +180°F (-29°C ~ +82°C)	S825001
827 Hex Bushing	1 x ½, 1 x ¾, 1¼ x 1, 1½ x 1, 1½ x 1¼, 2 x 1, 2 x 1¼, 2 x 1½	300	-20°F ~ +180°F (-29°C ~ +82°C)	S827001
830 Brass Seat Union	½, ¾, 1, 1¼, 1½, 2	175	-20°F ~ +180°F (-29°C ~ +82°C)	S830001
831 Long Street 90° Elbow	1 x ½ M, 1 x 1 M	300	-20°F ~ +180°F (-29°C ~ +82°C)	S198
832 Long Street Tee	1 x ½ x 1 M, 1 x 1 x 1 M	300	-20°F ~ +180°F (-29°C ~ +82°C)	S179
Bolts/nuts				7705TB

CRN Registration

Oct. 30, 2020

Shurjoint Grooved Components are to be registered.

Fittings:

Copper Series Products

Model Number	Size Range (inch)	Rated Pressure (psi)	Service Temperature	Drawing
C305 Rigid Coupling	2, 2-1/2, 3, 4, 5, 6	200	EPDM: -20°F ~ +180°F (-29°C ~ +82°C)	AS-C305 H1C7 GC4 7705TB
C306 Reducing Coupling	2-1/2 x 2, 3 x 2, 3 x 2-1/2, 4 x 2-1/2, 4 x 3, 5 x 4, 6 x 4	200	EPDM: -20°F ~ +180°F (-29°C ~ +82°C)	AS-C306 H1CD GCD 7705TB
C307 Transition Coupling	2, 2-1/2, 3, 4	200	EPDM: -20°F ~ +180°F (-29°C ~ +82°C)	AS-C307 H1C9 GC9 7705TB
C10 90° Elbow	2, 2-1/2, 3, 4, 5, 6	225	EPDM: -20°F ~ +180°F (-29°C ~ +82°C)	1CSDa
C11 45° Elbow	2, 2-1/2, 3, 4, 5, 6	175	EPDM: -20°F ~ +180°F (-29°C ~ +82°C)	
C20 Tee	2, 2-1/2, 3, 4, 5	200	EPDM: -20°F ~ +180°F (-29°C ~ +82°C)	
	6	150		
C60 Cap	2, 2-1/2, 3, 4, 5, 6	175	EPDM: -20°F ~ +180°F (-29°C ~ +82°C)	1C6

Model Number	Size Range (inch)	Rated Pressure (psi)	Service Temperature	Drawing
C21 Reducing Tee	2-1/2 x 2, 3 x 2, 3 x 2-1/2, 4 x 2, 4 x 2-1/2, 4 x 3, 5 x 3, 5 x 4, 6 x 2-1/2, 6 x 3, 6 x 4, 6 x 5	200	EPDM: -20°F ~ +180°F (-29°C ~ +82°C)	1CRDa
C50 Concentric Reducer	2-1/2 x 2, 3 x 2, 3 x 2-1/2, 4 x 2, 4 x 2-1/2, 4 x 3, 5 x 3, 5 x 4, 6 x 2-1/2, 6 x 3, 6 x 4, 6 x 5	200	EPDM: -20°F ~ +180°F (-29°C ~ +82°C)	
C26 Reducing Tee	2 x 3/4, 2 x 1, 2 x 1-1/4, 2x 1-1/2, 2-1/2 x 3/4, 2-1/2 x 1, 2-1/2 x 1-1/4, 2-1/2 x 1-1/2, 2-1/2 x 2, 3 x 3/4, 3 x 1, 3 x 1-1/4, 3 x 1-1/2, 3 x 2, 4 x 3/4, 4 x 1, 4 x 1-1/4, 4 x 1-1/2, 4 x 2	175	EPDM: -20°F ~ +180°F (-29°C ~ +82°C)	1CG
C52 Concentric Reducer	2 x 1, 2 x 1-1/4, 2 x 1-1/2, 2-1/2 x 1, 2-1/2 x 1-1/4, 2-1/2 x 1-1/2, 2-1/2 x 2, 3 x 1-1/2, 3 x 2, 4 x 2	175	EPDM: -20°F ~ +180°F (-29°C ~ +82°C)	1C7
C55 Transition Adapter	1-1/2 x 2, 2 x 2, 2-1/2 x 2-1/2, 3 x 3	175	EPDM: -20°F ~ +180°F (-29°C ~ +82°C)	1CC
DE30-GG Dielectric Transition Fitting	2, 2-1/2, 3, 4, 5, 6	200	EPDM: -20°F ~ +180°F (-29°C ~ +82°C)	132

CRN Registration

Oct. 30, 2020

Shurjoint Grooved Components are to be registered.

Fittings:

Stainless Steel Series Products

Model Number	Size Range (inch)	Rated Pressure (psi)	Service Temperature	Drawing
SS-7 Stainless Steel Rigid Coupling	1-1/4, 1-1/2, 2, 2-1/2, 3, 4, 5, 6, 8	250	EPDM: -20°F ~ +180°F (-29°C ~ +82°C)	1S7 G15a STB
SS-7X Stainless Steel Rigid Coupling	10, 12, 14, 16, 18, 20, 22, 24	150	EPDM: -20°F ~ +180°F (-29°C ~ +82°C)	AS-SS7X H1SUa H1SUB G15a G15b STB
SS-8 Stainless Steel Flexible Coupling	1, 1-1/4, 1-1/2, 2, 2-1/2, 3, 4, 5, 6, 8	200	EPDM: -20°F ~ +180°F (-29°C ~ +82°C)	As-SS8 H1S8 G15a STB
SS-8X Stainless Steel Heavy Duty Flexible Coupling	3/4, 1, 1-1/4, 1-1/2, 2, 2-1/2, 3, 4, 5, 6, 8	300	EPDM: -20°F ~ +180°F (-29°C ~ +82°C)	AS-SS8X H18X G15a STB
SS-10 90° Elbow	1, 1-1/4, 1-1/2, 2, 2-1/2, 3, 4, 5, 6, 8, 10	300	EPDM: -20°F ~ +180°F (-29°C ~ +82°C)	SSD
SS-11 45° Elbow	1, 1-1/4, 1-1/2, 2, 2-1/2, 3, 4, 5, 6, 8	300	EPDM: -20°F ~ +180°F (-29°C ~ +82°C)	
SS-20 Tee	1, 1-1/4, 1-1/2, 2, 2-1/2, 3, 4, 5, 6, 8	300	EPDM: -20°F ~ +180°F (-29°C ~ +82°C)	

Model Number	Size Range (inch)	Rated Pressure (psi)	Service Temperature	Drawing
SS-60 Cap	1, 1-1/4, 1-1/2, 2, 2-1/2, 3, 4, 5, 6, 8	300	EPDM: -20°F ~ +180°F (-29°C ~ +82°C)	1S4
SS-21 Reducing Tee	1-1/4 x 1, 1-1/2 x 1, 1-1/2 x 1-1/4, 2 x 1, 2 x 1-1/4, 2 x 1-1/2, 3 x 2-1/2, 4 x 2-1/2, 4 x 3, 5 x 4, 6 x 3	300	EPDM: -20°F ~ +180°F (-29°C ~ +82°C)	1SRDa
SS-50 Concentric Reducer	1-1/4 x 1, 1-1/2 x 1, 1-1/2 x 1-1/4, 2 x 1, 2 x 1-1/4, 2 x 1-1/2, 2-1/2 x 1, 2-1/2 x 1-1/4, 2-1/2 x 1-1/2, 2-1/2 x 2, 3 x 1-1/4, 3 x 1-1/2, 3 x 2, 3 x 2-1/2, 4 x 2, 4 x 2-1/2, 6 x 4, 8 x 4, 8 x 6	300	EPDM: -20°F ~ +180°F (-29°C ~ +82°C)	
SS-21F Reducing Tee	2-1/2 x 2, 3 x 2, 4 x 2	300	EPDM: -20°F ~ +180°F (-29°C ~ +82°C)	1S6
SS-50F Concentric Reducer	2-1/2 x 2, 3 x 2, 4 x 2	300	EPDM: -20°F ~ +180°F (-29°C ~ +82°C)	1S5
SS-723 Stainless Steel Mechanical Tee	1-1/4 x 1/2, 1-1/4 x 3/4, 1-1/4 x 1, 1-1/2 x 1/2, 1-1/2 x 3/4, 1-1/2 x 1, 2 x 1/2, 2 x 3/4, 2 x 1	300	EPDM: -20°F ~ +180°F (-29°C ~ +82°C)	AS-SS723 1SHU 1SHL G133b STB